





School Bus Safety Colouring Book!



Student Transportation Services of Central Ontario is pleased to provide you with this colouring book which covers important safety tips for young school aged children riding the school bus. Topics include waiting for the bus, getting on the bus, riding the bus, getting off the bus, the *danger zones* and more. Please take the time to review these important safety messages with your child(ren). For more information on school bus safety please visit our web site at www.stsco.ca





The Danger Zones



Always be aware of the Danger Zones! The Danger Zones include all areas within 10 feet of the bus. The most dangerous is in the front of the bus.

If you must cross in front of the bus after getting off, remember to first walk out to the end of the Danger Zone. Turn and look at the driver to make sure that the driver sees you. When the driver gives the signal, walk to the middle of the road and look both ways. When the traffic is clear, cross the road.




HAVE FUN AT SCHOOL AND ALWAYS REMEMBER
KEEP SCHOOL BUS SAFETY IN MIND ALL YEAR ROUND



885 Clonsilla Ave.
Peterborough Ontario
K9J-5Y2
Phone:(705)748-5500 Fax:(705)748-5323
Toll Free: 1-800-757-0307
www.stsco.ca




When The Bus Arrives



1. Line up, single file, small children in front, big children in back.
2. Never touch the bus.
3. No pushing or shoving.
4. If you ever drop anything under the bus, never, never reach under the bus to pick it up! Tell the bus driver.

Getting On The Bus



1. Wait for the bus to stop, its red lights to flash and the driver to signal before approaching to get on.
2. Walk up the stairs one at a time using the handrail.
3. Never push or shove.
4. Go directly to your seat.
5. Stay seated facing forward at all times.